

Easy to learn



Fortune-Telling

Basic Course I

UNDERSTANDING AND INTERPRETING THE CARDS

There is one thing I will keep repeating over and over again.

Don't panic! You do not even need to bring a towel. Just relax and take it easy, practise every day for a couple of minutes and take small, manageable steps. And before you know it, you will have come a long way!

There is no need to put yourself under any stress or pressure at all!

Keep calm so you can walk down this long and winding road step by step.

At the end of this course you will be astonished at how quickly and effortlessly you will have achieved the basic knowledge needed for your new skill.

I have tried to keep my instructions as precise and easy to follow as possible.

There might of course come a time when you seem to see less and sometimes even nothing at all in your cards.

In the beginning this is normal and happens to even the most experienced cartomancers from time to time.

Just keep on trying and remember:

Never ever give up!

Easy to learn Fortune-Telling Basic Course I

Example:

You have picked card **No 25 Ring**
-marriage or relationship.



Figure out what exactly you want to know about
The subject you have chosen.
In most, if not all, of these cases, your subconscious
already knows the answers to your questions!


Possible questions might include:

- ✚ **What is this card telling me?**
- ✚ **Why have I picked this very card?**
- ✚ **Is anything the matter with my current relationship?**

Now pick another card.

In our example this is
No 2 Clover leaf - small happiness.

Let us now combine these two cards



No 25 Ring
Marriage
relationship

+



No 2 Clover leaf
small happiness

- ✚ **Your relationship (married or not) is making you happy.**

Easy to learn Fortune-Telling Basic Course I

One more example:

Put the cards back and pick anew.

Our chosen cards are **No 19 Tower**
- school, education, work -
and **No 12 Birds** - small trouble.



No 19 Tower
work

+



No 12 Birds
small trouble

- *There may be a little trouble at work.*

A few exercises for you:

Use your intuition paired with what you have already learned about the cards and interpret for yourself.

Please write it down

more example:

.....



COMBINING MORE THAN TWO CARDS

As you will still know, the most important thing about these exercises on combining and interpreting cards in their different constellations is the fact that the basic meaning should be correct.

Please keep the following in mind:

If **No 22 Paths** appears

- 1) **At the beginning** of each of the eight lines of your spread this card means that you are

taking new paths.

- 2) **At the end** of each of the eight lines of a spread:


*You are separating from...
or have just left... (following card.)*

The reason for his drastic step can be found in the preceding cards .

- 3) **In the middle of an axis of interpretation:**
On the right side of a Personality Card (PC): *This person should or is about to make a decision or look for a solution.*




NEGATIVE CARDS




No 8 Rat
sickness



No 11 Whip
trouble,
quarrel,
sadness



No 12 Birds
small,
passing
troubles



No 23 Rat
loss,
fear,
illness



Let us now practise with the negative cards

Easy to learn Fortune-Telling Basic Course I

Starting with card **No 12 Birds**:

No 12 Birds
small,
passing
troubles



No 29 Woman + **No 12 Birds**

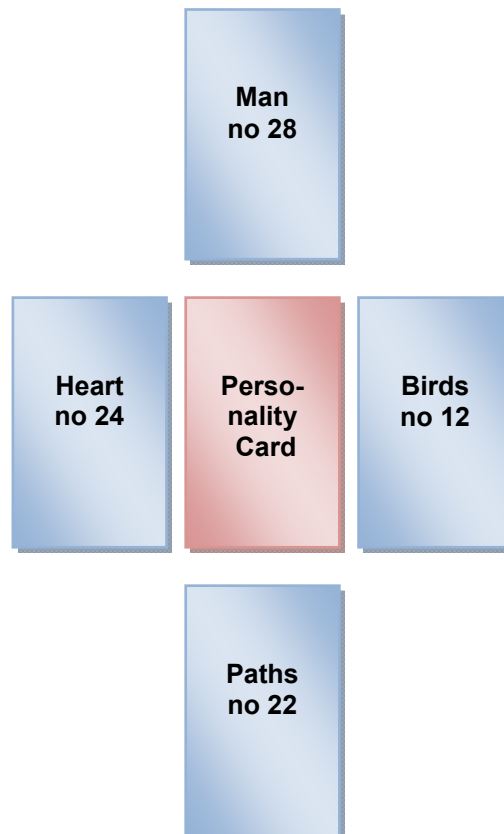
This woman is troubled.

No 29 Woman + **No 12 Birds** + **No 2 Clover**

This woman's troubles will pass.
(**No 2 Clover** being a positive card)

Another exercise concerning the present situation:

Figure 3



Easy to learn Fortune-Telling Basic Course I

- 1) **On Top** of the **Personality Card: No 28 Man.**
- 2) **Left** of the **PC: No 24 Heart**
- 3) **Right** of the **PC: No 12 Birds**
- 4) **Below** the **PC: No 22 Paths**

Now combine this constellation and interpret the situation in your own words:

.....

.....

.....

Suggested Solution


.....

You could imagine a fox creeping and sneaking up to you!

* *In this case the **Fox** cannot mean "clever" or any other neutral or even positive thing, as both **Rat** and **Coffin** are very negative cards.*

.....

No 24 Heart + **No 12 Birds** + **No 29 Woman**
love small sadness PC



Past

→ This woman `s love was unhappy.

.....



A PIECE OF ADVICE...

I am sure there have been certain occasions on which your cards seemed to make not much sense at all. This is perfectly normal and happens to everybody. It even happens to me when I feel that something is wrong with the story I have been told, a certain piece of information has been withheld or if I force myself to read the cards although I am not feeling well.

In such a case I would advise you ask yourself if you feel, tired or a little jazzed on that day. Then lean back and have a little faith in yourself and your cards. Try to look at each card carefully and allow it to speak to you. Use your intuition and do not try to force anything.

The card may not be telling you anything at the moment, but there could be a billion reasons for this.

Never mind, you may be just distracted or confused. It does not necessarily mean that you are a bad cartomancer. But let us take a look at a couple of examples first:

Please note:

A **Personality Card (No 28 or No 29)** at the very beginning of your spread shows that this person is looking -----

On the other hand, should this **Personality Card** appear at the end of your Spread, the person would be living -----

The very first card of your spread gives



Basic Course I

Let us now take the whole thing one step further:

We will interpret a complete horizontal line of eight cards from the beginning to the end...



The first card tells us that this is all about love. Unfortunately there is a number

Please take a look at figure two and interpret the *future* of **No 28 Man**.

.....
Now interpret the *past* of **No 28 Man**.

.....
Now combine these pieces of information and interpret the situation as a whole.

.....

SPECIAL CARDS

Let me now introduce four cards with **special features** to you:



✚ **No 6 Clouds**
You will of course know by now that this card resembles **unclarity** or even **obscurity**.

However, if the Clouds are positioned at the end of an axis of interpretation, the constellation changes its meaning to:

➔ *Dissolution* ➔ *whatever was described before will pass.*

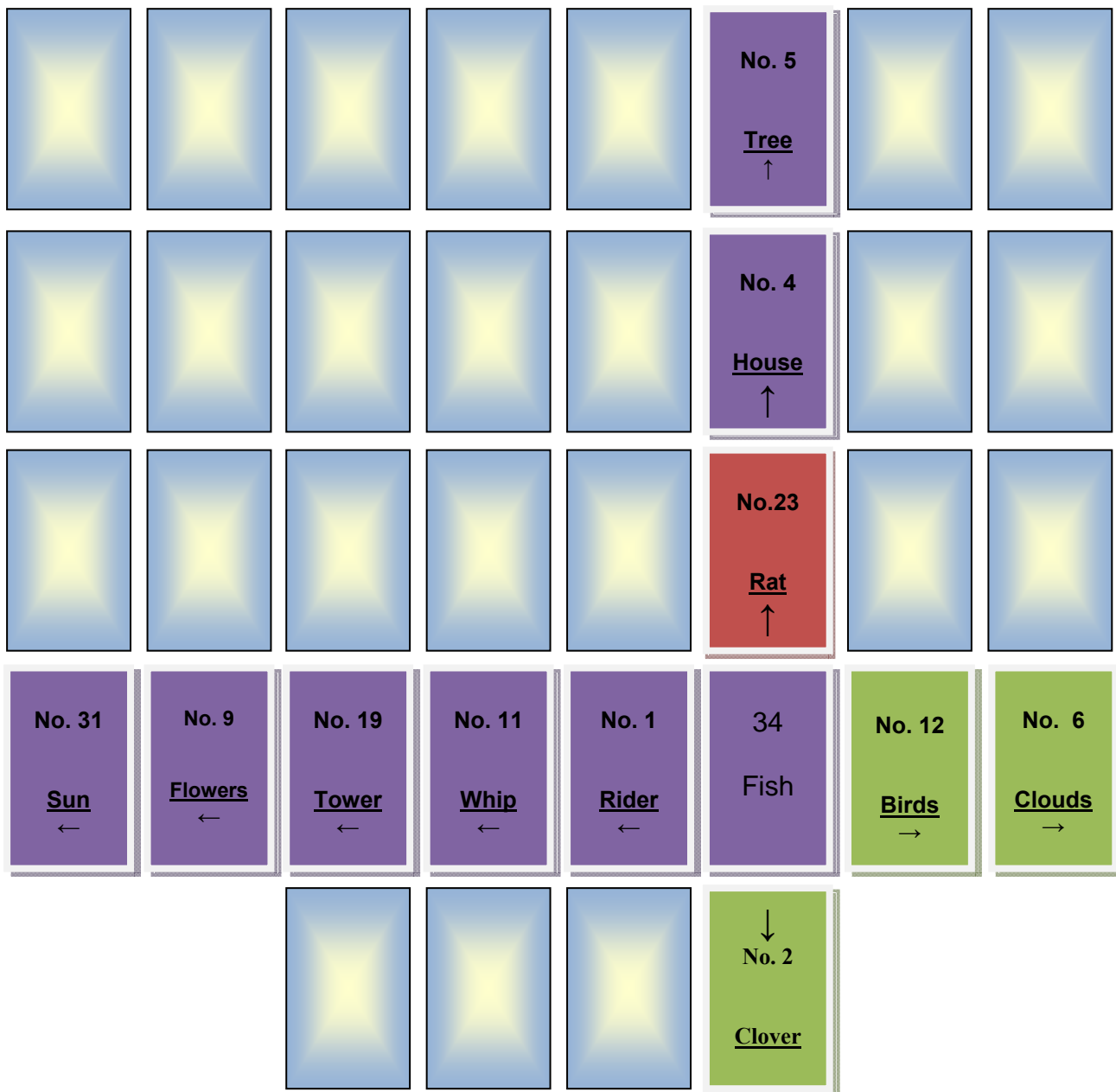
Example:.....



Basic Course I

-Finance-

Figure No. 5



Your interpretation



Suggested interpretation:

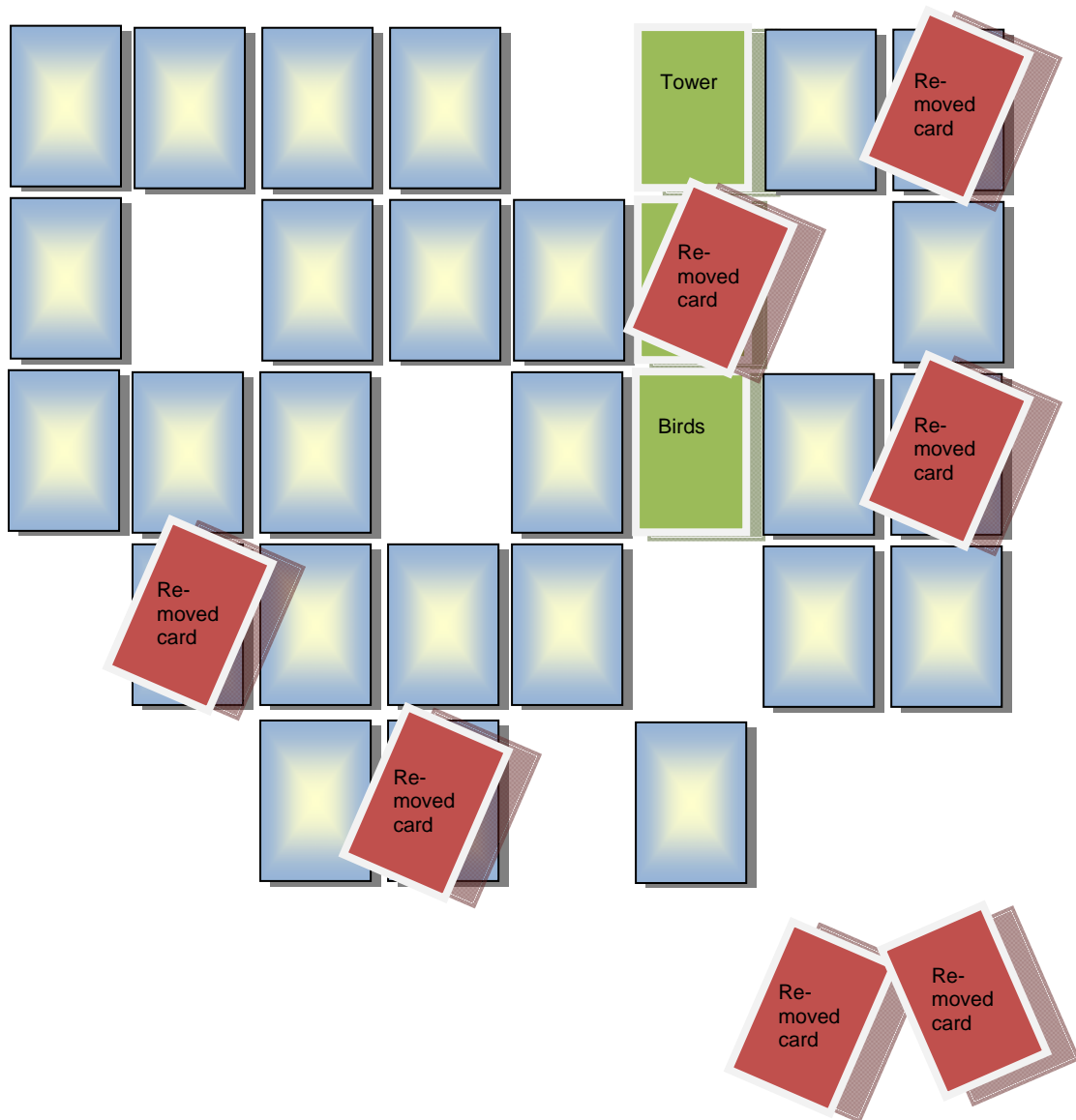




Basic Course I

Next, shuffle the cards and position them in such a way that they “cover” the topic you would like to know more about.

The above case includes the “boss” (i.e. the Bear Card)





SOME EXERCISES FOR YOU

- 1) Is the first card of a spread a particularly important card ?
yes..... No.....

- 2) What does it mean if a woman reads the cards for herself
and the first card in the spread is No 29?

Is she looking ahead into the future ? yes.....No.....

- 3) What does it mean if a woman lays the cards for herself
and the last card in the spread is No 29?

Is she looking ahead into the future? yes..... No.....

- 4) Must every single card in the spread be interpreted?

yesNo

- 5) There are special constellations, which carry a fixed
meaning and must be interpreted together
(e.g. Heart + Scythe).
What is the term for these constellations?

.....

.....