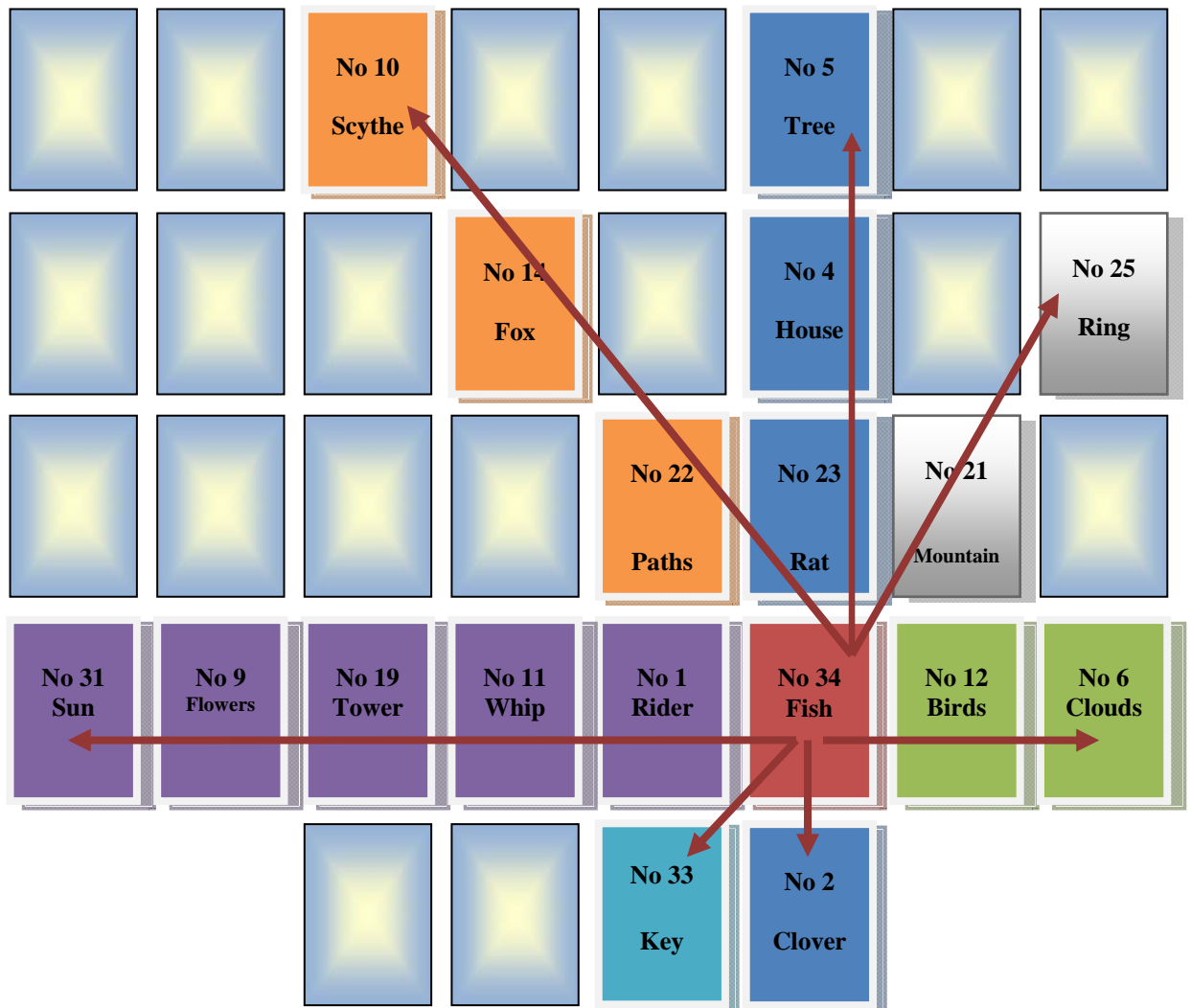


Easy to learn Fortune-Telling Follow up Course II

AXES OF INTERPRETATION REGARDING THE PAST AND THE FUTURE IN CONNECTION

picture No 2



Your interpretation:

.....

.....

.....

Suggested interpretation:.....

Easy to learn  *Fortune-Telling*
Follow up Course II

Our question was:

What can the cards tell me about my financial situation?

.....

horizontal

.....

vertical

.....

diagonal left

.....

diagonal right

.....

Now combine this information and analyze the situation as a whole:

.....

You will certainly remember that your own interpretations may (and must!) differ from the ones I suggest. This is perfectly normal as your personal attitude and experience always influence everything you do. It is important, though, that the basic idea of the interpretation is the same as mine. The cards should have been seen in the same way and the basic "story" you have read in your spread must match the one I have read.

Easy to learn Fortune-Telling Follow up Course II

Interpreting the future: No 25 Ring
divorce; yes or no?

picture No 5

			No 25 Ring	No 2 Clover	No 12 Birds	No 22 Paths	No 10 Scythe
			No 16 Stars				
			No 23 Rat				

Your interpretation:

.....

.....

Suggested interpretation:

.....

Easy to learn Fortune-Telling Follow up Course II

Remember:



This relationship is going to end.
(relationship + termination)
→ divorce



This relationship has already ended.
(termination + relationship)
→ divorced

Remember that there may sometimes be no combinations in a spread at all!

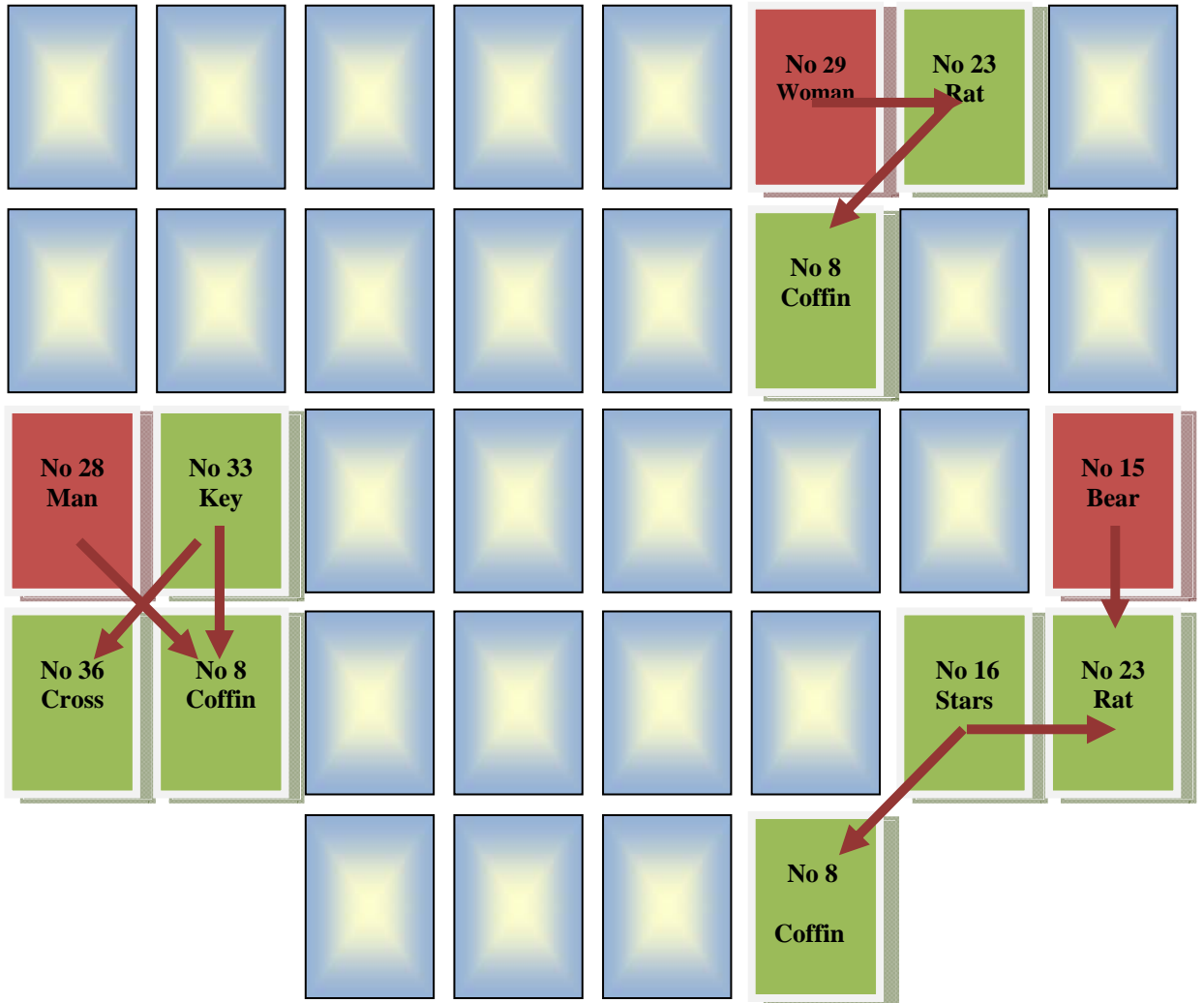
As before, let us stick to the horizontal and vertical axes of interpretation to begin with.....

Remember to take your time, when reading the cards. It is worth it.

I might repeat myself a couple of times in this chapter, but this is due to the fact that certain things cannot be repeated too often.

Divorce is a subject that must be handled with great care and reading the cards, especially for other people, involves a great deal of responsibility!

Easy to learn Fortune-Telling Follow up Course II



Your interpretation:

.....

.....

Suggested interpretation:

.....

Easy to learn Fortune-Telling Follow up Course II

COMBINATIONS WITH RAT AND COFFIN

In this chapter we're going to approach a tricky field of interpretation: the so called negative or sickness cards.

No 8 Coffin as well as the card **No 23 Rat** are indicators for negative feelings, negative incidents or even sickness of some kind.

Depending on the combination of the cards you can even read the type of sickness or upcoming event.

But as it is a dangerous business to get out in the open with such information you have to be really careful dealing with customers in this field.

Please don't ever try to give a specified answer to such questions as 'Will I get cancer?' You are no physician and therefore you shouldn't even attempt to engage in this field.

You should however try to warn you customer that some kind of health problem is bothering them. But make sure you tell them to visit a proper doctor for further medical diagnosis.

Another piece of advice:

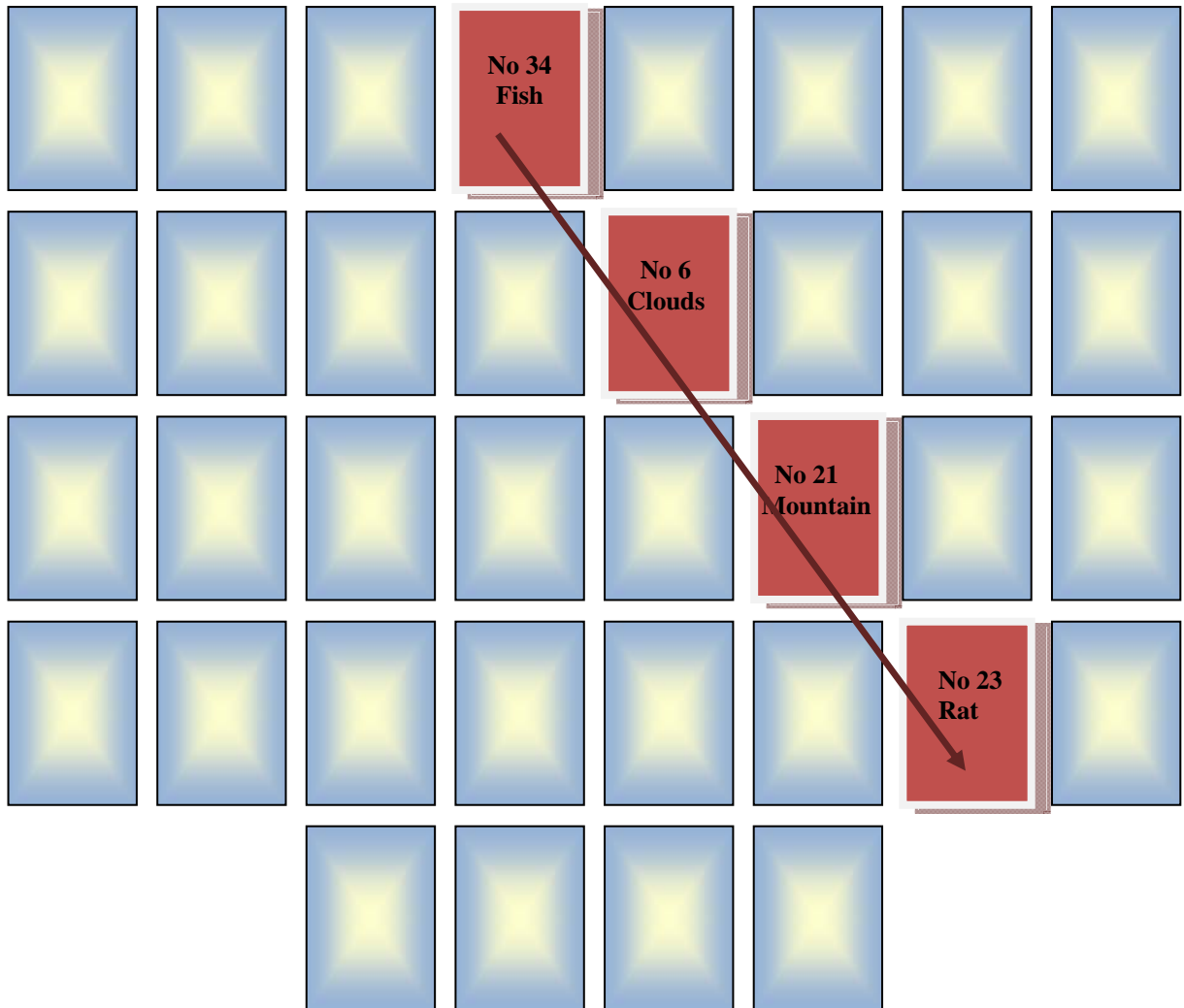
Please make sure you are very firm in this kind of interpretation before you attempt to tell your customers anything about this kind of health problems. It is your responsibility to warn your customers but you can cause a lot of personal trouble by involuntarily scaring a customer with a sickness that they might not have just because you misinterpreted the spread.

.....
✚ **Sicknesses** are indicated by the following cards:
No 8 Coffin and **No 23 Rat** .

✚ The cards can appear in any axis (i.e. horizontal, vertical and vertical axes of interpretation.)

Easy to learn Fortune-Telling Follow up Course II

Combination 4 Fish (money)
3 Combinations in one axis of interpretation
Combination
picture 4



your interpretation of picture 4

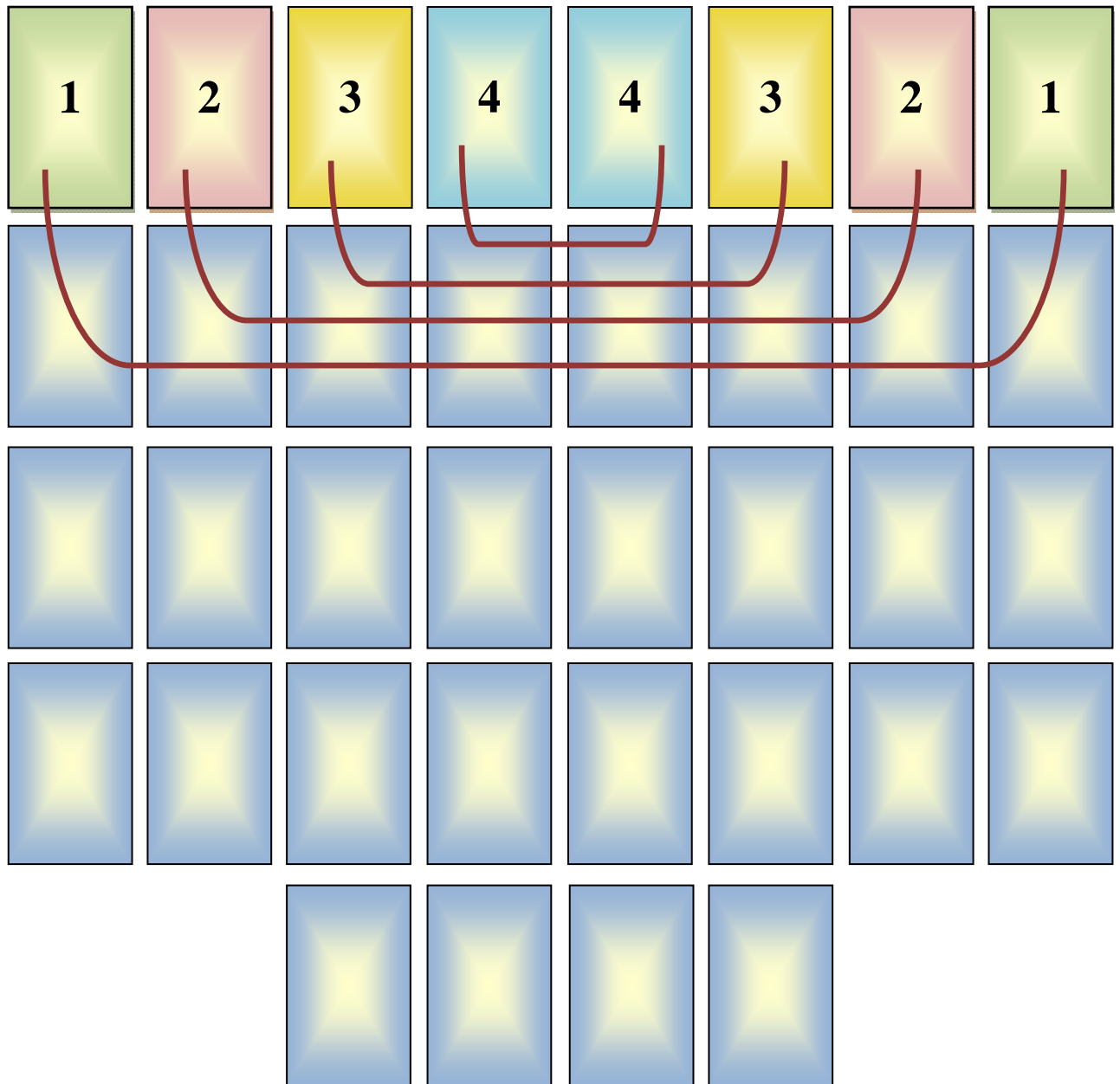
.....

.....

Suggested interpretation.....

Easy to learn Fortune-Telling Follow up Course II

Mirroring: The horizontal axis of interpretation (example taken from the Basic Course)



Reading the cards: diagonal axis

Mirroring: Adapting the method to the diagonal axes:

Easy to learn Fortune-Telling Follow up Course II

TIME CARDS

Time Cards indicate a limited length or period of time.

Before we start with the exercises on the Time Cards, I would like to explain how I got to the statements made by the individual cards.

I have been working with my cards for many years now and

ALL THE TIME CARDS AT A GLANCE



No 2 Clover Leaf

soon
2 hours
2 days
2 weeks

.....

Here´s your first example:


No 2 Clover Leaf

soon, 2 hours, 2 days,
2 weeks



The cards displayed are as follows:

Easy to learn Fortune-Telling Follow up Course II



No 4 House + No 27 Letter + No 2 Clover Leaf

My interpretation:




There will soon be a positive message at home.





or alternatively:.....

FUTURE CARDS

Basically there are four cards which are defined as Future Cards.

These are:



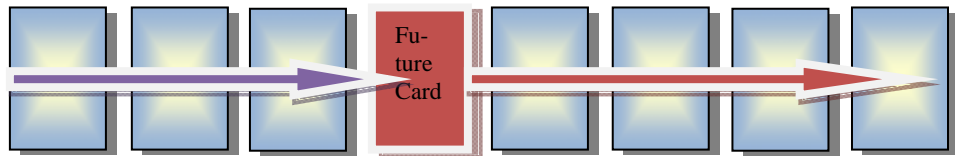
-  No 5 Tree
-  No 26 Book
-  No 35 Anchor
-  No 36 Cross

As you already know the basic meaning of these cards and have worked with them many times, it is not easy to recognise and analyze

Easy to learn Fortune-Telling Follow up Course II

them as cards with a double meaning in the “heat of the action”

The Future Cards are read in the following way:



From the 1st up to the Future Card **From the Future Card into the distant future**

.....

EXERCISES ON THE FUTURE CARDS

example: card **No 26 Book**



We will use the **Future Card No 26 Book**:

As the first few cards remain the same, we can practically copy what we have said before.....

→Remember that the Sun Card can also symbolize the South, or be seen as a Time Card in its own right and resemble the summer.

EXERCISES ON THE FUTURE CARDS

example: card **No 36 Cross**.....

Easy to learn Fortune-Telling Follow up Course II

FUTURE CARDS IN THE FULL SPREAD

picture No 3

No 33 Key	No 31 Sun	No 30 Lily	No 16 Stars	No 27 Letter	No 3 Ship	No 11 Whip	No 29 Woman
No 21 Mounta in	No 20 Park	No 32 Moon	No 13 Child	No 28 Man	No 26 Book	No 8 Coffin	No 23 Rat
No 5 Tree	No 25 Ring	No 17 Stork	No 36 Cross	No 34 Fish	No 9 Flowers	No 19 Tower	No 4 House
No 15 Bear	No 14 Fox	No 10 Scythe	No 1 Rider	No 7 Snake	No 24 love	No 18 Dog	No 12 Birds
	No 6 Clouds	No 35 Anchor	No 22 Paths	No 2 Clover Leaf			

We have learned all about the four different **Future Cards** with the help of various examples

Let us now include this information in our interpretation of the spread (Grand Tableau).....



Easy to learn Fortune-Telling *Follow up Course II*

We can therefore read for the **extended future**:

“Your marriage or relationship will change in the future. After that, i.e. much later in the extended future, you will have a rather good time, financially. Although this mainly results from success at work, it can also have a very positive effect on other areas of your life.”

In axis 5 we can find **No 35 Anchor**.

“You will try out new things in the future. These will bring you luck.”

Easy to learn Fortune-Telling Follow up Course II

ANOTHER WAY OF READING THE CARDS

Another method of reading the cards

picture No 8

